

Introductory sub-table (I)(a)

Name of the Company: MAHAAN IMPEX LIMITED			
Name of the scrip: MAHAAN IMPEX LIMITED			
Scrip Code, : 23490			
Class of security: Equity Shares			
Quarter ended: 30th September 2015			
Partly paid-up shares:-			
No. of partly paid-up shares		As a % of total no. of partly paid-up shares	As a % of total no. of shares of the company
Held by promoter/promoter group			
Held by public			
Total	0		
Outstanding convertible securities:-			
No. of outstanding securities		As a % of total no. of outstanding convertible securities	As a % of total no. of shares of the company, assuming full conversion of the convertible securities
Held by promoter/promoter group			
Held by public			
Total	0		
Warrants:-			
No. of warrants		As a % of total no. of warrants	As a % of total no. of shares of the company, assuming full conversion of warrants
Held by promoter/promoter group			
Held by public			
Total	0		
Total paid-up capital of the company, assuming full conversion of warrants and convertible securities			
2450000		0	0


Sunil JAIN
 Certified True Copy


Statement Showing Shareholding Pattern

Category or Shareholder code	Category of Shareholder	Number of Shareholders	Table (I)(a)			Total shareholding as a percentage of total number of shares		Shares Pledged or otherwise encumbered	
			Total number of shares	Number of shares held in dematerialized form	As a percentage of (A+B) ¹	As a percentage of (A+B+C)	Number of shares	As a percentage (IX)=(VIII/IV)*100	
(I)									
(A)	(II) Shareholding of Promoter and Promoter Group ²	(III)	(IV)	(V)	(VI)	(VII)	(VIII)	(IX)=(VIII/IV)*100	
1	Indian								
(a)	Individuals/ Hindu Undivided Family								
(b)	Central Government/ State Government(s)	5	63700		26.00	26.00	0	0.00	
(c)	Bodies Corporate				0.00	0.00		0.00	
(d)	Financial Institutions/ Banks				0.00	0.00		0.00	
(e)	Any Others(Specify)				0.00	0.00		0.00	
(e-i)					0.00	0.00		0.00	
(e-ii)					0.00	0.00		0.00	
					0.00	0.00		0.00	
	Sub Total(A)(I)	5	63700	0	26.00	26.00	0	0.00	
2	Foreign								
a	Individuals (Non-Residents Individuals/ Foreign Individuals)								
b	Bodies Corporate				0.00	0.00		0.00	
c	Institutions				0.00	0.00		0.00	
d	Qualified Foreign Investor				0.00	0.00		0.00	
e	Any Others(Specify)				0.00	0.00		0.00	
e-i					0.00	0.00		0.00	
e-ii					0.00	0.00		0.00	
	Sub Total(A)(2)	0	0	0	0.00	0.00	0	0.00	
	Total Shareholding of Promoter and Promoter Group (A)=(A)(1)+(A)(2)	5	63700	0	0.00	0.00	0	0.00	

Sonil Jain

Certified True Copy




(1)(b) Statement showing holding of securities (including shares, warrants, convertible securities) of persons belonging to the category "Promoter and Promoter Group"

Sr. No.	Name of the shareholder	Details of Shares held		Encumbered shares (*)			Details of warrants		Details of convertible securities		Total shares (including underlying shares assuming full conversion of warrants and convertible securities) as a % of diluted share capital
		Number of shares held	As a % of grand total (A)+(B)+(C)	No.	As a percentage (VI)=(V)/(III)*100	As a % of grand total (A)+(B)+(C) of sub-clause (I)(a)	Number of warrants held	As a % of total number of warrants of the same class	Number of convertible securities held	As a % of total number of convertible securities of the same class	
(i)	(ii)	(iii)	(iv)	(v)	(vi)=(v)/(iii)*100	(vii)	(viii)	(ix)	(x)	(xi)	(xii)
1	DIXIT NARESHBHAI BORISA	11500	4.69								
2	DINESH KANJIBHAI THAKKAR	12000	4.90								
3	SUSHMA JASMIN BAROT	12000	4.90								
4	NITESH PRAKASHBHAI PAVSKA	11500	4.69								
5	KIRTAN BAHADURBHAI PATEL	16700	6.82								
	TOTAL	63700	26	0	0	0	0	0	0	0	0

(*) The term "encumbrance" has the same meaning as assigned to it in regulation 28(3) of the SAST Regulations, 2011

SUNIL JAIN


Certified True Copy



(D)(c)(i) Statement showing holding of securities (including shares, warrants, convertible securities) of persons belonging to the category "Public" and holding more than 1% of the total number of shares									
Sr. No.	Name of the shareholder	Number of shares held	Shares as a percentage of total number of shares {i.e., Grand Total (A)+(B)+(C) indicated in Statement at para (I)(a) above}	Details of warrants		Details of convertible securities		Total shares (including underlying shares assuming full conversion of warrants and convertible securities) as a % of diluted share capital	
				Number of warrants held	As a % of total number of warrants of the same class	Number of convertible securities held	% w.r.t total number of convertible securities of the same class		
1	PINAKIN DAHYABHAI MAKWANA	4000	1.63						
2	BRUEESH AMRISHBHAI TRIVEDI	11950	4.88						
3	ALPESH BABUBHAI DESAI	11950	4.88						
4	HITESH HIRIBHAI PATEL	12050	4.92						
5	BIMESH ARVINDBHAI JANI	12200	4.98						
6	PUSHPAKANT CHANDUL PANCHAL	12000	4.90						
7	DIPAKKUMAR RAJARAM JOSHI	11300	4.61						
8	MANTHAN RAJENDRABHAI MODI	12200	4.98						
9	KUNJAL RASHMIKANT SHAH	12100	4.94						
10	KUNAL SHANTIBHAI AMALSHEDA	11950	4.88						
11	NIMESH JITENDRABHAI PURANI	12150	4.96						
12	RITU RAHUL MEHTA	12200	4.98						
13	HIREN JAYNATILAL LAHERI	12100	4.94						
14	PRAKASH CHHAGANBHAI PRAJAPATI	11300	4.61						
15	ILESH MAHESHBHAI PRAJAPATI	11500	4.69						
TOTAL		170950	69.78	0	0	0	0	0	

Sunil JAIN

Certified True Copy




PAC) belonging to the category "Public" and holding more than 5% of the total number of shares of the company

Statement of the total number of shares of the company									
Sr. No.	Name(s) of the shareholder(s) and the Persons Acting in Concert (PAC) with them	Number of shares	Shares as a percentage of total number of shares i.e., Grand Total (A)+(B)+(C) indicated in Statement at para (D)(a) above}	Details of warrants		Details of convertible securities		Total shares (including underlying shares assuming full conversion of warrants and convertible securities) as a % of diluted share capital	
				Number of warrants	As a % total number of warrants of the same class	Number of convertible securities held	% w.r.t total number of convertible securities of the same class		

Sozil Jain

Certified True Copy



(II)(a) Statement showing details of Depository Receipts (DRs)

By Promote/Promoter Group are in excess of 1% of the total number of shares

Sr. No.	Name of the DR Holder	Type of outstanding DR (ADRs, GDRs, SDRs, etc.)	Number of shares underlying outstanding DRs	Shares underlying outstanding DRs as a percentage of total number of shares {i.e., Grand Total (A)+(B)+(C) indicated in Statement at para (I)(a) above}
1				#REF!
2				#REF!
3				#REF!
4				#REF!
5				#REF!
6				#REF!
7				#REF!
8				#REF!
9				#REF!
				#REF!
TOTAL			0	#REF!

Sunil J P N

Certified True Copy

